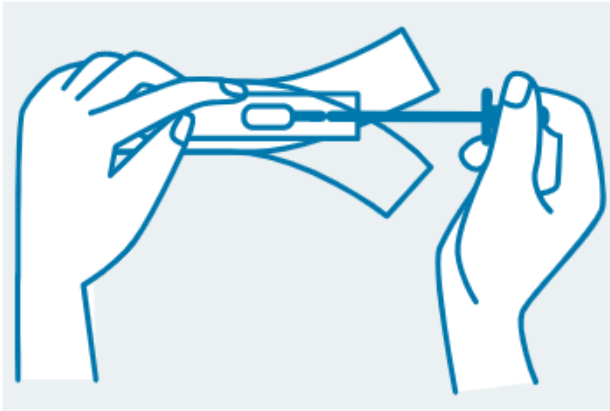



CHLAMYDIA TRACHOMATIS AND NEISSERIA GONORRHOEAE. PATIENT INSTRUCTION



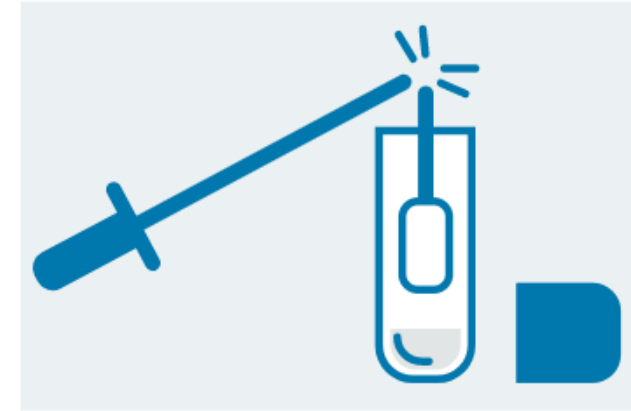
1

Remove the sample swab from the package and make sure the cotton head remains untouched and clean.



2

Insert the swab in to vagina (5cm deep) or anus (2cm deep). Roll the stick against the mucous membranes in the vagina for 30 seconds or in the anus for 5 seconds. Keep the swab in your hands through the process.



3

Open the cap and place the stick against the edge of the tube so that the black mark is right above the edge and the cotton head doesn't touch the bottom. Snap the stick right under the black mark by pressing it against the edge. Half of the sample swab stays in the tube and the other half can be disposed. Close the cap tightly.